K–5 Math

EDITION 1

ENGLISH

Grade 1
Module 1

PRACTICE

SUMS AND DIFFERENCES TO 10 | STUDENT EDITION

Practice

K–5 Math Grade 1 Module 1

SUMS AND DIFFERENCES TO 10

Acknowledgment

Thank you to all the Texas educators and stakeholders who supported the review process and provided feedback. These materials are the result of the work of numerous individuals, and we are deeply grateful for their contributions.

Notice

These learning resources have been built for Texas students, aligned to the Texas Essential Knowledge and Skills, and are made available pursuant to Chapter 31, Subchapter B-1 of the Texas Education Code.

If you have further product questions or to report an error, please email openeducationresources@tea.texas.gov.

Contents

Module 1: Sums and Differences to 10

Lesson 1: Count Dots Sprint . . . 3
Lesson 2: Number Bond Dash 5 . . . 7
Lesson 4: 1 More with Dots and Numerals Sprint . . . 9
Lesson 5: Shake Those Disks 6 Board . . . 13
Lesson 5: Number Bond Dash 6 . . . 15
Lesson 6: Number Bond Dash 7 . . . 17
Lesson 7: Shake Those Disks 8 Board . . . 19
Lesson 7: Number Bond Dash 8 . . . 21
Lesson 8: Number Bond Dash 9 . . . 23
Lesson 9: Number Bond Dash 10 . . . 25
Lesson 10: Target Practice . . . 27
Lesson 15: Count On Sprint . . . 29
Lesson 16: Shake Those Disks 7 Board . . . 33
Lesson 19: +1, 2, 3 Sprint . . . 35
Lesson 24: Related Fact Ladder . . . 39
Lesson 25: Race to the Top . . . 41
Lesson 28: 1 Less Sprint . . . 43
Lesson 33: Addition Sprint . . . 47
Lesson 34: n – 0 and n – 1 Sprint . . . 51
Lesson 35: n – n, n – (n – 1) Sprint . . . 55
Lesson 36: Ten-Frame . . . 59
Lesson 37: Partners to 10 Sprint . . . 61
Lesson 38: Hide Zero Cards . . . 65
Lesson 39: Decomposing Teen Numbers Sprint . . . 67

A

Number Correct: _____

Name _____ Date _____

*Write the number of dots. Find 1 or 2 groups that make finding the total number of dots more efficient!

1.	●●		16.	●●●●● ●●●●	
2.	●●●		17.	●●●●● ●●●	
3.	●●●●		18.	●●●●● ●●●●●	
4.	●●●		19.	●●●●● ●●	
5.	●		20.	●●●●● ●	
6.	●●●●		21.	●●●●● ●●●●	
7.	●●●●●		22.	●●●●● ●●●●●	
8.	●●●●		23.	●●●● ●●●●●	
9.	●●●●● ●		24.	●●●●● ●●●	
10.	●●●●● ●●		25.	●●● ●● ●●●●●	
11.	●●●●●		26.	●●●●● ●●	
12.	●●●●		27.	●●● ●● ●● ●●●	
13.	●●●●● ●		28.	●● ●● ● ●● ●●	
14.	●●●●● ●●●		29.	●● ●●● ● ●●	
15.	●●●●● ●●		30.	●● ● ●● ●● ● ●●	

B

Number Correct: _____

Name _____ Date _____

*Write the number of dots. Find 1 or 2 groups that make finding the total number of dots more efficient!

1.	●		16.	●●●●● ●●●	
2.	●●		17.	●●●●● ●●●●	
3.	●		18.	●●●●● ●●	
4.	●●●●		19.	●●●●● ●●●	
5.	●●●		20.	●●●●● ●●●●●	
6.	●●●●●		21.	●●●●● ●●●●	
7.	●●●●		22.	●●●●● ●●●●●	
8.	●●●●●		23.	● ●●●● ●●●●●	
9.	●●●●● ●●		24.	●●●●● ●●●●●	
10.	●●●●● ●		25.	●● ●●●●●	
11.	●●●●● ●●●		26.	●●● ● ●● ●●	
12.	●●●●● ●		27.	●● ●●● ●●● ●●	
13.	●●●●●		28.	●● ● ● ● ●● ●●	
14.	●●●●● ●●		29.	●● ●● ● ●● ●●	
15.	●●●●● ●		30.	●● ● ●●●● ●●	

Name _____ Date _____

Number Bond Dash!

Do as many as you can in 90 seconds. Write the number of bonds you finished here:

1. 5 — 4 ☐
2. 5 — 5 ☐
3. 5 — 4 ☐
4. 5 — 3 ☐
5. 5 — 4 ☐
6. 5 — ☐ 3
7. 5 — ☐ 2
8. 5 — ☐ 4
9. 5 — ☐ 1
10. 5 — ☐ 2
11. 5 — 0 ☐
12. 5 — 1 ☐
13. 5 — 2 ☐
14. 5 — 3 ☐
15. 5 — 4 ☐
16. 5 — ☐ 5
17. 5 — ☐ 4
18. 5 — ☐ 3
19. 5 — ☐ 2
20. 5 — ☐ 1
21. 5 — 5 ☐
22. 5 — 0 ☐
23. 5 — 1 ☐
24. 5 — 3 ☐
25. 5 — 2 ☐

_____

number bond dash 5

A

Number Correct: _____

Name _____ Date _____

*Write the number that is 1 more.

1.	●●●		16.	●●●●● ●●●●	
2.	●●		17.	9	
3.	●●●		18.	7	
4.	●●●●		19.	●●●●● ●●	
5.	●●●●●		20.	8	
6.	●●●●● ●		21.	7	
7.	●●●●●		22.	●●●●● ●●●	
8.	5		23.	●●●●● ●●●●	
9.	●●●●● ●●		24.	10	
10.	6		25.	●●●●● ●●●●●	
11.	●●●●● ●		26.	●●●●● ●●●	
12.	7		27.	●● ●● ●● ●●	
13.	●●●●● ●●		28.	9	
14.	●●●●● ●●●		29.	●●● ●●● ●●●	
15.	8		30.	●●● ●●● ●●● ●●●	

B

Number Correct: ____

Name _____ Date _____

*Write the number that is 1 more.

1.	●●		16.	●●●●● ●●●	
2.	●		17.	8	
3.	●●		18.	9	
4.	●●●		19.	●●●●● ●●●●	
5.	●●●●		20.	●●●●● ●●●●●	
6.	●●●●●		21.	10	
7.	●●●●		22.	●●●●● ●●●	
8.	4		23.	●●●●● ●●●●	
9.	●●●●●		24.	10	
10.	5		25.	●●●●● ●●●●	
11.	●●●●●		26.	●● ●● ● ●● ●●	
12.	7		27.	●● ●● ●● ●●	
13.	●●●●● ●●		28.	8	
14.	●●●●● ●		29.	●● ●● ●● ●●●	
15.	6		30.	●●● ●●●● ●● ●●●●	

Shake Those Disks!—6

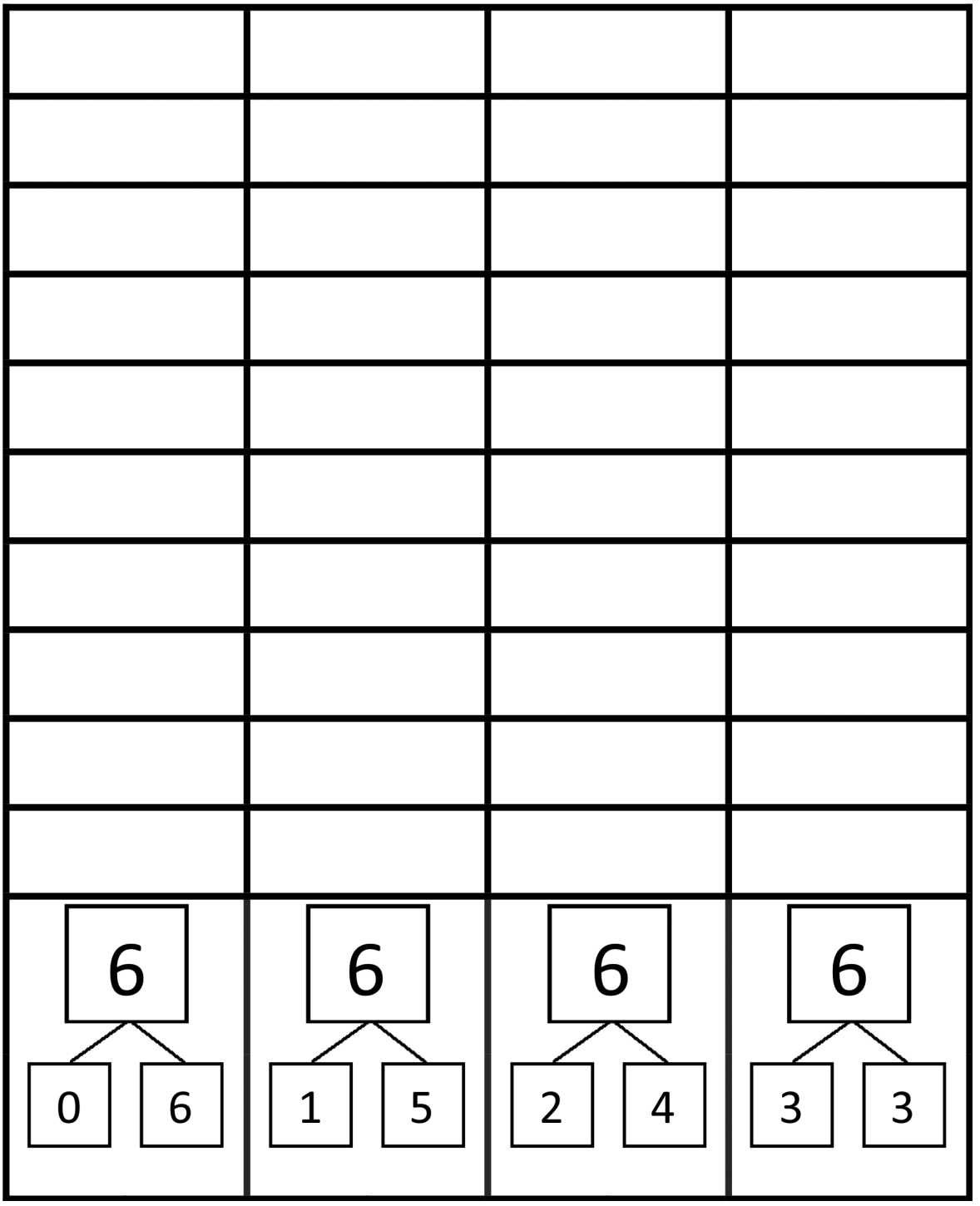

shake those disks 6 board

Name _____ Date _____

Number Bond Dash!

Do as many as you can in 90 seconds. Write the number of bonds you finished here:

1. 6 → 6, ☐
2. 6 → 5, ☐
3. 6 → 4, ☐
4. 6 → 5, ☐
5. 6 → 6, ☐
6. 6 → ☐, 5
7. 6 → ☐, 4
8. 6 → ☐, 5
9. 6 → ☐, 4
10. 6 → ☐, 3
11. 6 → 3, ☐
12. 6 → 4, ☐
13. 6 → 2, ☐
14. 6 → 3, ☐
15. 6 → 2, ☐
16. 6 → ☐, 5
17. 6 → ☐, 1
18. 6 → ☐, 0
19. 6 → ☐, 1
20. 6 → ☐, 0
21. 6 → 1, ☐
22. 6 → 5, ☐
23. 6 → 4, ☐
24. 6 → 2, ☐
25. 6 → 3, ☐

_____

number bond dash 6

Name _____ Date _____

Number Bond Dash!

Do as many as you can in 90 seconds. Write the number of bonds you finished here:

1. 7 → 6, ☐
2. 7 → 7, ☐
3. 7 → 6, ☐
4. 7 → 5, ☐
5. 7 → 6, ☐
6. 7 → ☐, 7
7. 7 → ☐, 6
8. 7 → ☐, 5
9. 7 → ☐, 4
10. 7 → ☐, 3
11. 7 → 4, ☐
12. 7 → 3, ☐
13. 7 → 2, ☐
14. 7 → 5, ☐
15. 7 → 2, ☐
16. 7 → ☐, 6
17. 7 → ☐, 1
18. 7 → ☐, 0
19. 7 → ☐, 2
20. 7 → ☐, 5
21. 7 → 1, ☐
22. 7 → 5, ☐
23. 7 → 3, ☐
24. 7 → 0, ☐
25. 7 → 6, ☐

number bond dash 7

Shake Those Disks!—8

8 0 8	8 1 7	8 2 6	8 3 5	8 4 4

shake those disks 8 board

Name _____ Date _____

Number Bond Dash!

Do as many as you can in 90 seconds. Write the number of bonds you finished here:

1. 8 → 8, ☐
2. 8 → 7, ☐
3. 8 → 6, ☐
4. 8 → 7, ☐
5. 8 → 6, ☐
6. 8 → ☐, 5
7. 8 → ☐, 6
8. 8 → ☐, 5
9. 8 → ☐, 4
10. 8 → ☐, 3
11. 8 → 4, ☐
12. 8 → 5, ☐
13. 8 → 3, ☐
14. 8 → 4, ☐
15. 8 → 3, ☐
16. 8 → ☐, 6
17. 8 → ☐, 2
18. 8 → ☐, 6
19. 8 → ☐, 5
20. 8 → ☐, 3
21. 8 → 4, ☐
22. 8 → 1, ☐
23. 8 → 2, ☐
24. 8 → 0, ☐
25. 8 → 1, ☐

number bond dash 8

Name _____ Date _____

Number Bond Dash!

Do as many as you can in 90 seconds. Write the number of bonds you finished here:

1. 9 — 8 ☐
2. 9 — 7 ☐
3. 9 — 8 ☐
4. 9 — 7 ☐
5. 9 — 9 ☐
6. 9 — ☐ 6
7. 9 — ☐ 7
8. 9 — ☐ 6
9. 9 — ☐ 5
10. 9 — ☐ 4
11. 9 — 8 ☐
12. 9 — 1 ☐
13. 9 — 7 ☐
14. 9 — 2 ☐
15. 9 — 6 ☐
16. 9 — ☐ 5
17. 9 — ☐ 6
18. 9 — ☐ 7
19. 9 — ☐ 2
20. 9 — ☐ 3
21. 9 — 5 ☐
22. 9 — 1 ☐
23. 9 — 2 ☐
24. 9 — 0 ☐
25. 9 — 2 ☐

number bond dash 9

Name _____ Date _____

Number Bond Dash!

Do as many as you can in 90 seconds. Write the number of bonds you finished here:

1. 10 — 10, ☐
2. 10 — 9, ☐
3. 10 — 8, ☐
4. 10 — 9, ☐
5. 10 — 10, ☐
6. 10 — ☐, 9
7. 10 — ☐, 8
8. 10 — ☐, 7
9. 10 — ☐, 8
10. 10 — ☐, 7
11. 10 — 6, ☐
12. 10 — 7, ☐
13. 10 — 6, ☐
14. 10 — 5, ☐
15. 10 — 4, ☐
16. 10 — ☐, 6
17. 10 — ☐, 4
18. 10 — ☐, 3
19. 10 — ☐, 4
20. 10 — ☐, 3
21. 10 — 0, ☐
22. 10 — 1, ☐
23. 10 — 2, ☐
24. 10 — 4, ☐
25. 10 — 2, ☐

_____

number bond dash 10

Target Number:

Target Practice

Choose a *target number* between 6 and 10 and write it in the middle of the circle on the top of the page. Roll a die. Write the number rolled in the circle at the end one of the arrows. Then, make a bull's-eye by writing the number needed to make your target in the other circle.

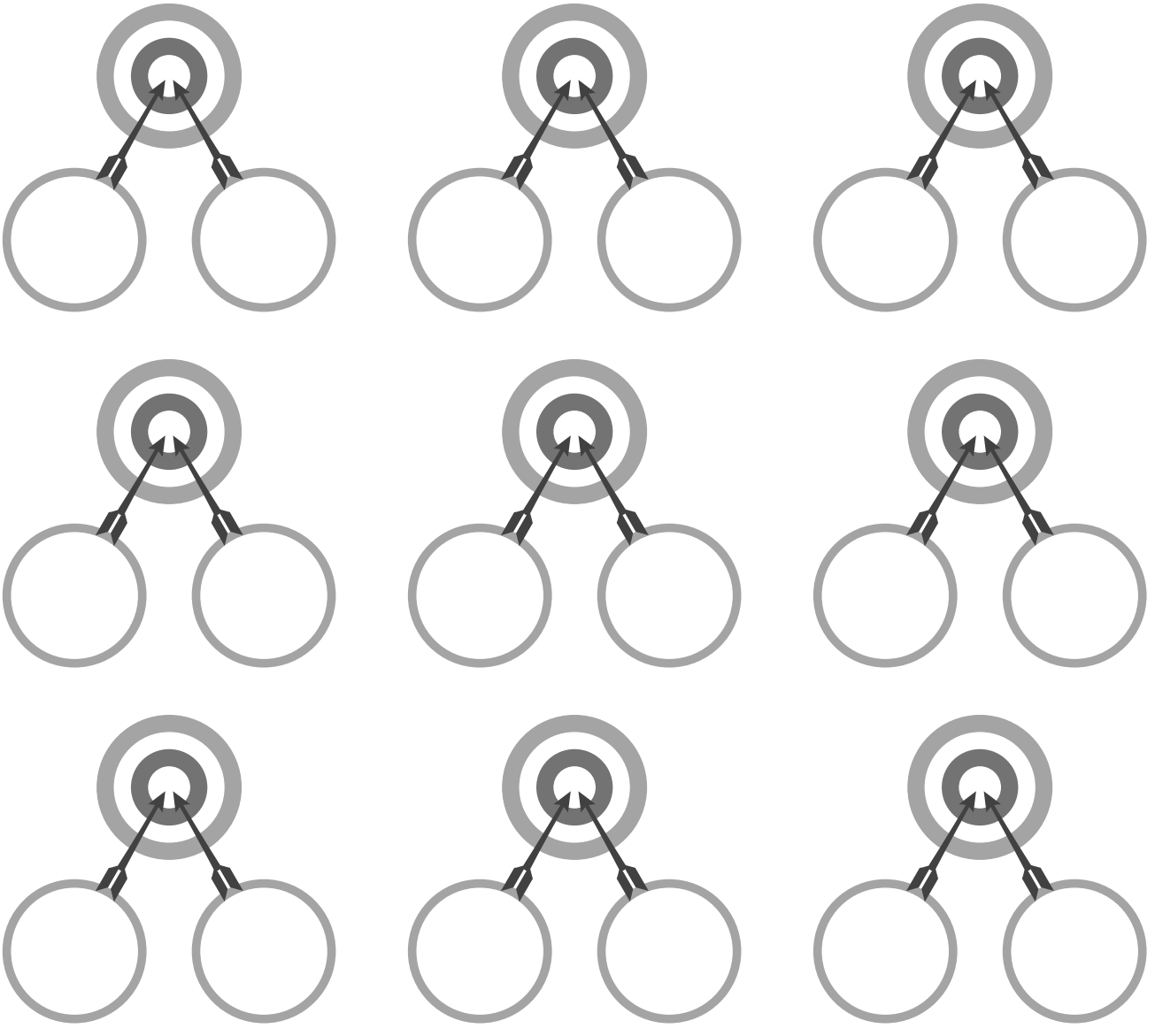

target practice

A

Number Correct:

Name _____ Date _____

*Count on to add. Write the number.

1.	1 + 1		16.	4 + 3	
2.	2 + 1		17.	5 + 3	
3.	3 + 1		18.	7 + 3	
4.	3 + 2		19.	7 + 2	
5.	1 + 2		20.	8 + 2	
6.	2 + 2		21.	6 + 2	
7.	2 + 3		22.	6 + 1	
8.	2 + 1		23.	6 + 1	
9.	2 + 2		24.	6 + 2	
10.	3 + 2		25.	7 + 2	
11.	5 + 2		26.	8 + 2	
12.	8 + 2		27.	2 + 8	
13.	8 + 1		28.	2 + 6	
14.	7 + 1		29.	3 + 6	
15.	9 + 1		30.	4 + 5	

B

Number Correct: ____

Name _____ Date _____

*Count on to add. Write the number.

1.	1 + 1		16.	4 + 2	
2.	2 + 2		17.	3 + 2	
3.	3 + 2		18.	5 + 2	
4.	2 + 2		19.	7 + 2	
5.	2 + 1		20.	7 + 3	
6.	3 + 1		21.	6 + 3	
7.	3 + 2		22.	6 + 2	
8.	3 + 2		23.	6 + 2	
9.	2 + 2		24.	5 + 2	
10.	4 + 2		25.	7 + 2	
11.	1 + 2		26.	6 + 2	
12.	2 + 1		27.	2 + 6	
13.	3 + 1		28.	2 + 7	
14.	5 + 1		29.	3 + 7	
15.	7 + 1		30.	4 + 7	

Shake Those Disks!—7

7 0 7	7 1 6	7 2 5	7 3 4

shake those disks 7 board

A

Number Correct: _____

Name _____ Date _____

*Count on to add.

1.	1 + 1		16.	4 + 3	
2.	2 + 1		17.	3 + 3	
3.	3 + 1		18.	4 + 3	
4.	3 + 2		19.	3 + 4	
5.	2 + 2		20.	2 + 4	
6.	3 + 2		21.	4 + 2	
7.	2 + 2		22.	5 + 2	
8.	3 + 0		23.	2 + 5	
9.	3 + 1		24.	2 + 6	
10.	3 + 2		25.	6 + 3	
11.	5 + 2		26.	3 + 6	
12.	5 + 3		27.	2 + 7	
13.	5 + 2		28.	3 + 7	
14.	5 + 3		29.	2 + 8	
15.	6 + 3		30.	3 + 6	

B

Number Correct: _____

Name _____ Date _____

*Count on to add.

1.	2 + 1		16.	4 + 3	
2.	1 + 1		17.	3 + 3	
3.	2 + 1		18.	2 + 3	
4.	2 + 2		19.	1 + 3	
5.	3 + 2		20.	0 + 3	
6.	2 + 2		21.	1 + 3	
7.	3 + 2		22.	2 + 5	
8.	3 + 1		23.	5 + 2	
9.	5 + 1		24.	2 + 6	
10.	6 + 1		25.	6 + 2	
11.	6 + 2		26.	3 + 6	
12.	5 + 2		27.	3 + 7	
13.	6 + 2		28.	2 + 7	
14.	6 + 3		29.	2 + 6	
15.	5 + 3		30.	3 + 6	



related fact ladder

Name _____ Date _____

Race to the Top!

0	2	4	6	8	10

A

Number Correct: _____

Name _____ Date _____

*Write the number that is 1 less.

1.	5		16.	10	
2.	4		17.	8	
3.	3		18.	11	
4.	5		19.	10	
5.	3		20.	9	
6.	1		21.	1	
7.	4		22.	11	
8.	5		23.	21	
9.	7		24.	4	
10.	6		25.	14	
11.	7		26.	24	
12.	9		27.	10	
13.	8		28.	20	
14.	9		29.	21	
15.	10		30.	31	

B

Number Correct: _____

Name _____ Date _____

*Write the number that is 1 less.

1.	3		16.	10	
2.	2		17.	9	
3.	1		18.	11	
4.	6		19.	9	
5.	4		20.	13	
6.	2		21.	11	
7.	1		22.	1	
8.	3		23.	11	
9.	5		24.	21	
10.	7		25.	5	
11.	10		26.	15	
12.	9		27.	25	
13.	8		28.	20	
14.	6		29.	10	
15.	17		30.	21	

A

Number Correct: _____

Name _____ Date _____

Add.

1.	3 + 1 =	
2.	4 + 1 =	
3.	5 + 1 =	
4.	9 + 1 =	
5.	6 + 1 =	
6.	8 + 1 =	
7.	2 + 1 =	
8.	7 + 1 =	
9.	1 + 7 =	
10.	1 + 9 =	
11.	1 + 6 =	
12.	2 + 2 =	
13.	3 + 2 =	
14.	4 + 2 =	
15.	8 + 2 =	
16.	5 + 2 =	
17.	6 + 2 =	
18.	7 + 2 =	
19.	2 + 7 =	
20.	2 + 8 =	
21.	2 + 5 =	
22.	2 + 6 =	

23.	1 + 2 =	
24.	3 + 6 =	
25.	1 + 8 =	
26.	2 + 3 =	
27.	1 + 4 =	
28.	2 + 4 =	
29.	1 + 3 =	
30.	1 + 5 =	
31.	3 + 3 =	
32.	4 + 3 =	
33.	5 + 3 =	
34.	6 + 3 =	
35.	7 + 3 =	
36.	3 + 7 =	
37.	3 + 4 =	
38.	3 + 5 =	
39.	4 + 4 =	
40.	5 + 4 =	
41.	6 + 4 =	
42.	4 + 6 =	
43.	4 + 5 =	
44.	5 + 5 =	

B

Number Correct: _____

Name _____ Date _____

Add.

1.	2 + 1 =	
2.	3 + 1 =	
3.	4 + 1 =	
4.	8 + 1 =	
5.	5 + 1 =	
6.	7 + 1 =	
7.	9 + 1 =	
8.	6 + 1 =	
9.	1 + 6 =	
10.	1 + 9 =	
11.	1 + 7 =	
12.	2 + 2 =	
13.	3 + 2 =	
14.	4 + 2 =	
15.	7 + 2 =	
16.	5 + 2 =	
17.	8 + 2 =	
18.	6 + 2 =	
19.	2 + 6 =	
20.	2 + 8 =	
21.	2 + 5 =	
22.	2 + 7 =	

23.	1 + 8 =	
24.	3 + 7 =	
25.	1 + 5 =	
26.	2 + 4 =	
27.	1 + 4 =	
28.	2 + 3 =	
29.	1 + 3 =	
30.	1 + 2 =	
31.	3 + 3 =	
32.	4 + 3 =	
33.	5 + 3 =	
34.	7 + 3 =	
35.	6 + 3 =	
36.	3 + 6 =	
37.	3 + 5 =	
38.	3 + 4 =	
39.	4 + 4 =	
40.	5 + 4 =	
41.	6 + 4 =	
42.	4 + 6 =	
43.	4 + 5 =	
44.	5 + 5 =	

A

Number Correct: _____

Name _____ Date _____

*Write the missing number from each subtraction sentence. Pay attention to the = sign.

1.	2 - 1 = □		16.	□ = 10 - 0	
2.	1 - 1 = □		17.	□ = 10 - 1	
3.	1 - 0 = □		18.	□ = 9 - 1	
4.	3 - 1 = □		19.	□ = 7 - 1	
5.	3 - 0 = □		20.	□ = 6 - 1	
6.	4 - 0 = □		21.	□ = 6 - 0	
7.	4 - 1 = □		22.	□ = 8 - 0	
8.	5 - 1 = □		23.	8 - □ = 8	
9.	6 - 1 = □		24.	□ - 0 = 8	
10.	6 - 0 = □		25.	7 - □ = 6	
11.	8 - 0 = □		26.	7 = 7 - □	
12.	10 - 0 = □		27.	9 = 9 - □	
13.	9 - 0 = □		28.	□ - 1 = 7	
14.	9 - 1 = □		29.	□ - 0 = 8	
15.	10 - 1 = □		30.	9 = □ - 1	

B

Number Correct: _____

Name _____ Date _____

*Write the missing number from each subtraction sentence. Pay attention to the = sign.

1.	3 - 1 = □		16.	□ = 10 - 1	
2.	2 - 1 = □		17.	□ = 9 - 1	
3.	1 - 1 = □		18.	□ = 7 - 1	
4.	1 - 0 = □		19.	□ = 7 - 0	
5.	2 - 0 = □		20.	□ = 8 - 0	
6.	4 - 0 = □		21.	□ = 10 - 0	
7.	5 - 1 = □		22.	□ = 9 - 1	
8.	7 - 1 = □		23.	9 - □ = 8	
9.	8 - 1 = □		24.	□ - 1 = 8	
10.	9 - 0 = □		25.	7 - □ = 6	
11.	10 - 0 = □		26.	6 = 7 - □	
12.	7 - 0 = □		27.	9 = 9 - □	
13.	8 - 0 = □		28.	□ - 0 = 9	
14.	10 - 1 = □		29.	□ - 0 = 10	
15.	9 - 1 = □		30.	8 = □ - 1	

A

Number Correct: _____

Name _____ Date _____

Write the missing number for each subtraction sentence. Pay attention to the = sign.

1.	2 – 2 = □		16.	0 = 10 – □	
2.	1 – 1 = □		17.	0 = 9 – □	
3.	1 – 0 = □		18.	0 = 8 – □	
4.	3 – 3 = □		19.	0 = 6 – □	
5.	3 – 2 = □		20.	1 = 6 – □	
6.	4 – 4 = □		21.	1 = 7 – □	
7.	4 – 3 = □		22.	1 = 10 – □	
8.	6 – 6 = □		23.	10 – □ = 1	
9.	7 – 7 = □		24.	□ – 9 = 1	
10.	8 – 8 = □		25.	7 – □ = 0	
11.	8 – 7 = □		26.	0 = 7 – □	
12.	9 – 9 = □		27.	0 = 9 – □	
13.	9 – 8 = □		28.	□ – 8 = 0	
14.	10 – 10 = □		29.	□ – 7 = 1	
15.	10 – 9 = □		30.	1 = □ – 5	

B

Number Correct: _____

Name _____ Date _____

Write the missing number for each subtraction sentence. Pay attention to the = sign.

1.	3 – 3 = □		16.	0 = 6 – □	
2.	2 – 2 = □		17.	0 = 7 – □	
3.	1 – 1 = □		18.	0 = 8 – □	
4.	1 – 0 = □		19.	0 = 10 – □	
5.	2 – 1 = □		20.	1 = 10 – □	
6.	4 – 3 = □		21.	1 = 9 – □	
7.	5 – 4 = □		22.	1 = 7 – □	
8.	7 – 7 = □		23.	7 – □ = 1	
9.	8 – 8 = □		24.	□ – 6 = 1	
10.	9 – 9 = □		25.	6 – □ = 0	
11.	10 – 10 = □		26.	0 = 6 – □	
12.	10 – 9 = □		27.	0 = 8 – □	
13.	8 – 7 = □		28.	□ – 8 = 0	
14.	6 – 5 = □		29.	□ – 6 = 1	
15.	6 – 6 = □		30.	1 = □ – 6	

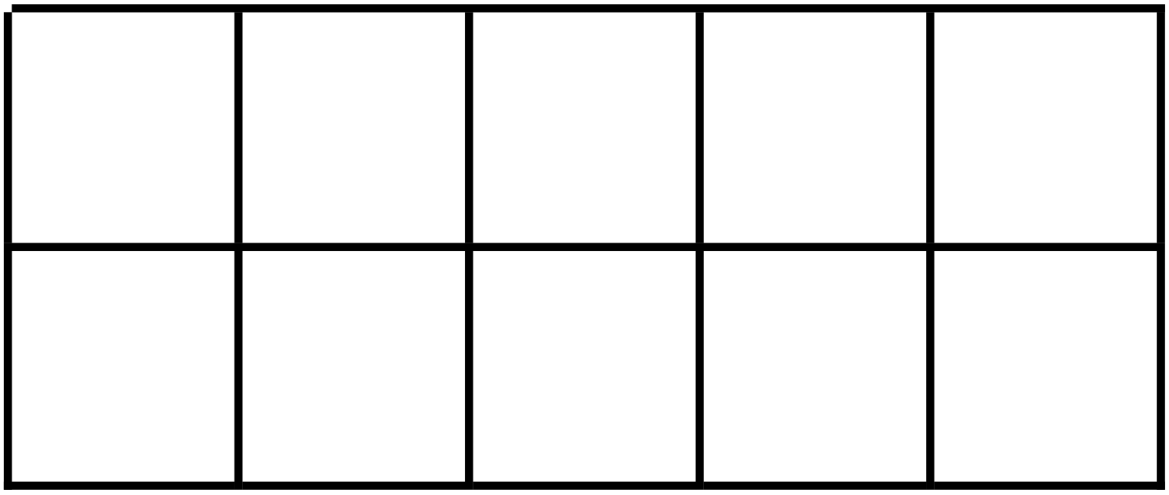

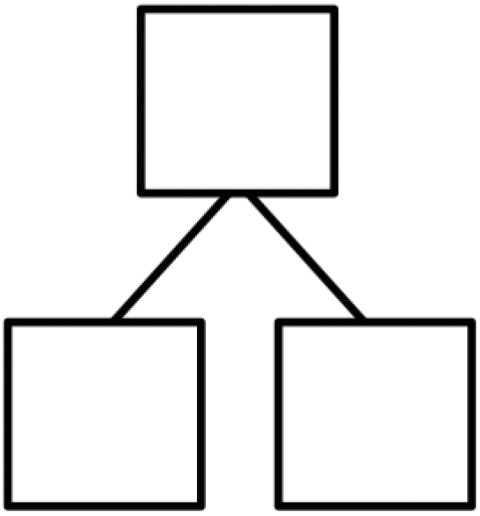

ten-frame

A

Number Correct: _____

Name _____ Date _____

*Write the missing number for each number sentence. Pay attention to the + and – signs.

1.	9 + 1 = □		16.	10 – 7 = □	
2.	1 + 9 = □		17.	10 = 7 + □	
3.	10 – 1 = □		18.	10 = 3 + □	
4.	10 – 9 = □		19.	10 = 6 + □	
5.	10 + 0 = □		20.	10 = 4 + □	
6.	0 + 10 = □		21.	10 = 5 + □	
7.	10 – 0 = □		22.	10 – □ =5	
8.	10 – 10 = □		23.	5 = 10 – □	
9.	8 + 2 = □		24.	6 = 10 – □	
10.	2 + 8 = □		25.	7 = 10 – □	
11.	10 – 2 = □		26.	7 = □ – 3	
12.	10 – 8 = □		27.	4 = 10 – □	
13.	7 + 3 = □		28.	5 = □ – 5	
14.	3 + 7 = □		29.	6 = 10 – □	
15.	10 – 3 = □		30.	7 = □ – 3	

B

Number Correct: _____

Name _____ Date _____

*Write the missing number for each number sentence. Pay attention to the + and – signs.

1.	8 + 2 = □		16.	10 – 6 = □	
2.	2 + 8 = □		17.	10 = 8 + □	
3.	10 – 2 = □		18.	10 = 7 + □	
4.	10 – 8 = □		19.	10 = 3 + □	
5.	9 + 1 = □		20.	10 = 4 + □	
6.	1 + 9 = □		21.	10 = 5 + □	
7.	10 – 1 = □		22.	10 – □ = 5	
8.	10 – 9 = □		23.	6 = 10 – □	
9.	10 + 0 = □		24.	7 = 10 – □	
10.	0 + 10 = □		25.	8 = 10 – □	
11.	10 – 0 = □		26.	7 = □ – 3	
12.	10 – 10 = □		27.	2 = 10 – □	
13.	6 + 4 = □		28.	4 = □ – 6	
14.	4 + 6 = □		29.	3 = 10 – □	
15.	10 – 4 = □		30.	7 = □ – 3	

1	0	2	0
0	1	2	3
4	5	6	7
8	9		

hide zero cards, numeral side



hide zero cards, 5-group side

A

Number Correct: _____

Name _____ Date _____

*Write the missing number for each sentence.

1.	8 and 2 make ☐		16.	11 is 10 and ☐	
2.	9 and 1 make ☐		17.	11 is 1 and ☐	
3.	7 and 3 make ☐		18.	12 is 2 and ☐	
4.	6 and ☐ make 10		19.	11 is ☐ and 1	
5.	4 and ☐ make 10		20.	14 is 10 and ☐	
6.	5 and ☐ make 10		21.	15 is 5 and ☐	
7.	☐ and 5 make 10		22.	18 is 8 and ☐	
8.	13 is 10 and ☐		23.	20 is 10 and ☐	
9.	14 is 10 and ☐		24.	2 more than 10 is ☐	
10.	16 is 10 and ☐		25.	10 more than 2 is ☐	
11.	17 is 10 and ☐		26.	10 is ☐ less than 12	
12.	19 is 10 and ☐		27.	10 is ☐ less than 12	
13.	18 is 10 and ☐		28.	8 less than 18 is ☐	
14.	12 is 10 and ☐		29.	6 less than 16 is ☐	
15.	13 is 10 and ☐		30.	10 less than 20 is ☐	

B

Number Correct: _____

Name _____ Date _____

*Write the missing number for each sentence.

1.	9 and 1 make ☐		16.	13 is 10 and ☐	
2.	8 and 2 make ☐		17.	13 is 3 and ☐	
3.	6 and 4 make ☐		18.	11 is 1 and ☐	
4.	7 and ☐ make 10		19.	11 is ☐ and 1	
5.	3 and ☐ make 10		20.	15 is ☐ and 10	
6.	4 and ☐ make 10		21.	14 is 4 and ☐	
7.	☐ and 5 make 10		22.	19 is 9 and ☐	
8.	14 is 10 and ☐		23.	20 is 10 and ☐	
9.	13 is 10 and ☐		24.	1 more than 10 is ☐	
10.	17 is 10 and ☐		25.	10 more than 1 is ☐	
11.	16 is 10 and ☐		26.	10 is ☐ less than 11	
12.	15 is 10 and ☐		27.	10 is ☐ less than 14	
13.	19 is 10 and ☐		28.	7 less than 18 is ☐	
14.	11 is 10 and ☐		29.	7 less than 16 is ☐	
15.	12 is 10 and ☐		30.	10 less than 20 is ☐	

ISBN 979-8-89072-127-3

Copyright © 2024 Texas Education Agency. This work based on or adapted from materials contained in Great Minds' Eureka Math® K–5 PDF Files.

These materials are made available by the Texas Education Agency under an open license. For information about the license and your rights to use the materials, visit: https://tea.texas.gov/K-5Math.

Printed in the USA

OER K–5 Math

EDITION 1

ENGLISH

PRACTICE

SUMS AND DIFFERENCES TO 10

G1 | MODULE 1 | STUDENT EDITION

9 79889 72127 3